

VIDEOLOGY®

IMAGING SOLUTIONS INC.
Original Equipment Manufacturer

1/4" CCD Color Board Camera With Audio

20K14XV/21K14XV

Product Features

- Ultra small mini-board 22mm x 26mm
- Day/night option (20K14XVDN)
- Software controllable features & functions
- Mirror mode option
- Lens mounts: metal CS, M12 board or pinhole

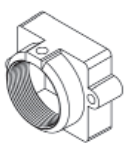
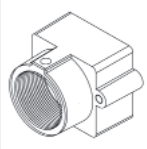



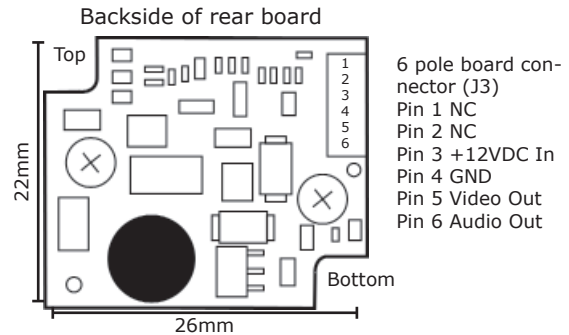
Shown with optional lens

Technical Specifications

	20K14XV NTSC	21K14XV PAL
Electrical	1/4" IL CCD	
Image Sensor	1/4" IL CCD	
Active Pixels (HxV)	510 x 492	500 x 582
Resolution	≥330 TVL	
Sensitivity	< 0.5 lux, (50 IRE) F1.2 3200K, lens transmission 80%, scene reflection 75% .05 lux in night mode* (20K14XDN)	
Signal to Noise Ratio	50 dB (AGC off)	
Gamma	0.45 default (1.0 via Software)	
Gain Control	Automatic 36 dB (AGC default) or Fixed options via software	
Scan Mode	Interlaced/non interlaced (selectable via software)	
Mirror Mode	Selectable via software	
Synchronization	Internal	
Back Light Compensation	Default on (selectable via software)	
White Balance Mode	AWB auto white mode, Fixed modes selectable via software	
Contour Enhancement	Default on	
Iris Control	CCD Iris default	
Shutter speeds	Automatic from 1/60 to 1/100,000	Automatic from 1/50 to 1/100,000
	14 fixed speeds via software	
Video Output	Composite 1Vp-p CVBS (75 ohms)	
Control communication	I ² C control	
Power supply	12VDC (8-18V)	
Power consumption	< 0.8W	
Microphone	Omni-directional 6" in length	
Microphone sensitivity	0dB = 1V/Pa @ 1KHz	

Mechanical

Dimensions W x H x D	26mm x 22mm x 32mm (pinhole mount) (1" x 0.87" x 1.26")		
Weight w/ M-12 mount	15.4g (0.54oz)		
Lens Mounts	Replace "X" in model number with desired lens: Example: Change 20K14XV to 20K145V to select an M-12 board mount.		
	2 = Metal M-12 Pinhole	5 = Metal M-12 Board	8 = Metal CS Board
			
Connectors	Power/Video/ Communication	6-pole Board connector	
	I ² C/HD/VD/ Clock	17 pin flex foil (J2)	
Cables supplied	6-pole mate for power and video with flying leads		



Environmental

Operating Temperature	-15°C ~ 55°C (5°F ~ 131°F)
Operating Humidity	20 up to 93%RH
Storage Temperature	-25°C ~ 70°C (-13°F ~ 158°F)
Storage Humidity	Up to 98%RH
Lifetime	MTBF > 150000 hrs
Packaging	ESD safe package

I²C Communication Kit (Optional)

60K1	Software control I ² C program kit includes:
60K1-U (USB version)	I ² C board, Program cable, DB25 serial cable (or USB cable), Camera control software

Complementary Models

20K14X	Standard resolution, CVBS
20K14XCB	Blanking pulse access
20K14XYC	S-Video Y/C
20K14XDIG	YUV 8-bit digital output
20K14XUSB	USB 2.0 dual board
20K14XDN	Day/night
* 20K14XV	12VDC dual board
* 20K14XVDN	12VDC, day/night dual board
20K15X	High resolution, CVBS
20K15XYC	High resolution, S-Video Y/C
20K15XDIG	High resolution, YUV 8-bit digital output
20K15XUSB	High resolution, USB 2.0 dual board
20K15XDN	High resolution, day/night
20K15XV	High resolution, 12VDC dual board
20K13X	High resolution, B&W Sony Ex-view®, CVBS
20K13XUSB	High resolution, B&W Sony Ex-view®, USB 2.0 dual board

X = lens mount option (refer to Mechanical)

* Audio option: Equipment with audio recording capabilities is intended to be used only for legal and proper purposes. The customer assumes all liability related to legal and proper use per VIS waiver FOR-03-032.

02/14/11 PDS-20K14XV Rev D

All data subject to change without notice.

Videology® Imaging Solutions, Inc.

37M Lark Industrial Parkway
Greenville, Rhode Island 02828 USA
Tel: (401) 949 - 5332 Fax: (401) 949 - 5276
North/South American Sales: sales@videologyinc.com
SGS www.videologyinc.com

Videology® Imaging Solutions, Europe B.V.

Neutronenlaan 4
NL-5405NH Uden, The Netherlands
Tel: +31 (0) 413 256261 Fax: +31 (0) 413 251712
European Sales: info@videology.nl
www.videology.nl